

Cataract Surgery at GTOC

A Patient's Guide



929 Business Park Dr.
Traverse City, MI 49686
(231)947-6246 • (800)968-6612

511 Ashmun St.
Sault Ste. Marie, MI 49783
(906)635-9802 • (800)824-2711

2061 M-119
Petoskey, MI 49770
(231)487-2020 • (866)407-2020

See for yourself. www.gtoc.net

GRAND TRAVERSE OPHTHALMOLOGY CLINIC

Contents

Introduction	1
What are Cataracts	2
Cataract Surgery and Vision Correction	3
Intraocular Lens Options	4
Laser-Assisted Cataract Surgery	5
Cataract Surgery Packages	6
Details of Procedure	7
Post-op Recovery and Appointment Schedule	8
Cataract Surgery Summary Points	9
Cataract Surgeons	10-12
Contact Information for Surgery	13
Insurance and Financial Information	14
Facility Maps and Directions	15-17
Accommodations for Surgery Patients	18
Billing and Insurance Questions	19

To Our Patients

Welcome to Grand Traverse Ophthalmology Clinic (GTOC)! Thank you for choosing GTOC for your eye care needs. Our doctors and staff will work hard to provide you and your family with excellent medical care using the latest technology available.

Established in 1948, GTOC has grown into the largest ophthalmology practice in Northern Michigan. Our clinic has board-certified doctors who provide sub-specialty care in eyelid plastic surgery, pediatric and adult strabismus, glaucoma, cornea, as well as cataract & refractive surgery. Grand Traverse Ophthalmology Clinic has a caring and friendly staff, which includes seven ophthalmologists, four optometrists, orthoptic and aesthetic services, and a full-service optical department. For the convenience of our patients, GTOC has locations in Traverse City, Petoskey and Sault Ste. Marie.

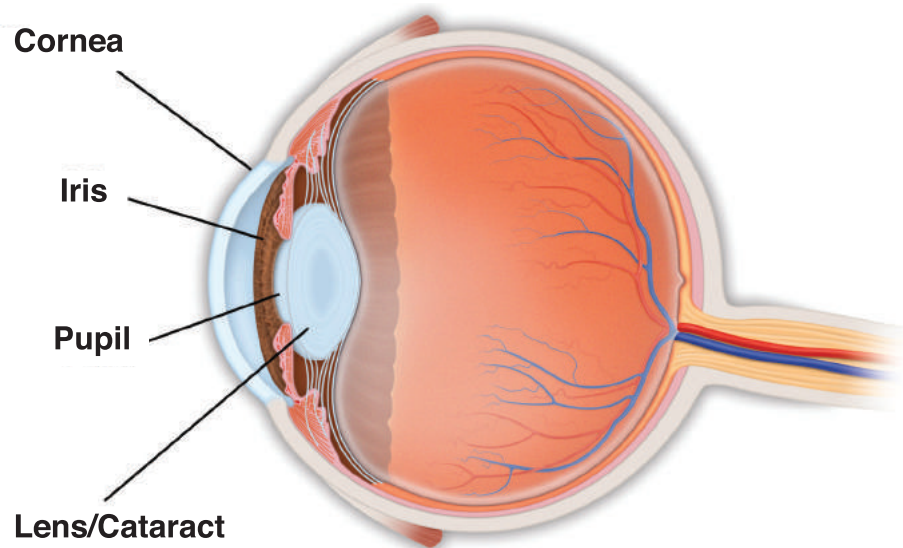
We look forward to seeing you.



What are Cataracts?

A cataract is the clouding of the natural lens of the eye. The lens focuses the light that enters your eye to help provide clear vision.

The cataract can be compared to looking through a window that is frosted or yellowed.



How are Cataracts Treated?

The process involves a thorough preoperative evaluation, testing, consultation with your surgeon and a short outpatient surgical procedure usually performed under local anesthesia. A small incision is made either manually or with a laser, and the cloudy cataract lens is removed by ultrasound. The focusing power of the natural lens is restored by replacing it with an intraocular lens (IOL) implant. Routine post-op appointments with your doctor or referring optometrist are necessary. Patients typically return to their normal activities one or two days after surgery.

Should I have Cataract Surgery?

Cataract surgery is an elective surgery. You should consider surgery if you are not happy with the quality of your vision after correction with glasses or contacts AND your doctor determines that cataracts are a cause of your vision problem.

Cataract Surgery and Vision Correction

Cataract Surgery Patients Have Many Options



Different Types of Intraocular Lens (IOLs) are Available. What is the Best Option for me?

After a thorough pre-op evaluation and testing, your doctor will discuss your options based on the results of your exam. Many patients will have the option to upgrade to a Laser-Assisted or Advanced Technology IOL (AT-IOL) Cataract Surgery. These lens implants often allow patients freedom from glasses or contacts. Remarkably, the vision correction is permanent and lifelong.

What is Astigmatism?

Astigmatism is an irregular shape of the cornea, the front surface of the eye. This condition causes blurred vision and is correctable with glasses or contacts. Newer generation IOLs are now available to correct astigmatism at the time of surgery.

IOL Options

Basic Overview

Advanced Technology - Presbyopia Correcting IOLs

This IOL corrects for both distance and near. It is an excellent option for the patients with low amounts of astigmatism who are motivated to be out of glasses for both distance and near. As with any IOL technology, there may be compromises including loss of contrast sensitivity and halos around lights at night. The Presbyopia Correcting IOL is not covered by insurance plans and requires an additional charge.



Advanced Technology - Toric IOLs

For patients with astigmatism, the Toric IOL is a great option to help eliminate the need for glasses or contact lenses for distance vision. The Toric IOL is not covered by insurance plans and requires an additional charge.

Monofocal IOLs

The Monofocal IOL implant replaces the focusing power of the natural lens. It is a single-vision lens, which means that it can focus your eye at a single distance, usually far. This will require you to wear reading glasses or a bifocal to see clearly for reading. This lens does not correct for astigmatism, and therefore glasses are required to correct for astigmatism if you have it. The Monofocal IOL is covered by most insurance plans and does not require an additional IOL charge.

Laser-Assisted Cataract Surgery

GTOC Surgeons are pleased to offer laser-assisted cataract surgery in addition to traditional cataract surgery. Recent advances in laser technology have led to the development specifically for use in cataract surgery.

What is the difference between traditional and laser-assisted cataract?

With traditional cataract surgery, the incisions into the eye are fashioned with a blade. The opening into the lens capsule is also created manually by the surgeon. In laser-assisted cataract surgery, the incisions and capsule opening are performed with the laser. The laser is also used to correct low amounts of astigmatism and to soften the cataract, allowing easier removal with ultrasound.

What are the advantages of laser-assisted cataract surgery?

The laser is more precise and consistent in creating incisions and capsule openings. The ability to correct low amounts of astigmatism is also an advantage.

Are all patients candidates for laser-assisted cataract surgery?

The majority of patients are candidates. Certain eye conditions, poorly dilating pupils, and patients with neck motility restrictions may not be candidates.



Cataract Surgery Packages

Traditional Cataract Surgery

- Standard surgery with manual incisions
- Monofocal intraocular lens (IOL)
- Glasses typically required post-op*
- Billable to Medicare and insurance but subject to copays, coinsurance, and deductibles

Laser Cataract Surgery with Simple Astigmatism - Premium Refractive Option

- Surgery performed with Femtosecond Laser to correct low degrees of astigmatism
- Monofocal IOL
- Reading glasses required post-op
- Not covered by Medicare and insurance
- These charges are in addition to the traditional cataract surgery fees

Laser Cataract Surgery with Complex Astigmatism - Premium Refractive Option

- Surgery performed with Femtosecond Laser
- Toric (astigmatic correcting) IOL
- Reading glasses required post-op
- Not covered by Medicare and insurance
- These charges are in addition to the traditional cataract surgery fees

Laser Cataract Surgery with Presbyopic Correction† - Premium Refractive Option

- Surgery performed with Femtosecond Laser
- Advanced technology presbyopic-correcting IOL
- Patients normally function without glasses for distance and near
- Not covered by Medicare and insurance
- These charges are in addition to the traditional cataract surgery fees

*Glasses only required for near vision in some patients.

†Only available for low amounts of astigmatism

Important - Your surgeon or surgical educator will advise you on your options following the preoperative testing and consultation.

Refractive results are expected, but not guaranteed

Details of the Procedure

We perform surgery at the Northwest Michigan Surgical Center in Traverse City and at War Memorial Hospital in Sault Ste. Marie. The surgery is performed as an outpatient with a topical anesthetic. The patient's vital signs are monitored by an anesthesiologist or nurse anesthetist and IV sedation is provided.

You will need to arrive at least 1 hour prior to your surgery. An IV will be started and a gel-like solution placed in the eye to dilate the pupil and numb the eye.

In the operating room, you will be lying on your back under the light of the microscope. You will be comfortable. It is important that you lie still. The surgery takes approximately 15 minutes. Then you will be in the recovery area for 10-30 minutes after which you will be discharged home.

The day of surgery, your eye will feel scratchy and your vision will be blurry. The pupil will remain dilated all day. Some patients may be sleepy or groggy from the anesthesia. A protective plastic shield is worn over the eye the first night after the surgery.

Patients are required to have a driver the day of surgery. The driver must check in with the patient upon arrival and stay at the facility until the patient is discharged. Patients are required to have a driver the day after surgery for their post-op appointment.



Post-op Recovery and Appointment Schedule

Most patients are able to return to their normal activities the day after surgery. Resuming sports, exercise classes and other activities is usually not a problem; please ask your doctor for details.

A follow-up appointment with your doctor is scheduled for the next day (sometimes later the same day). Most patients will be seen by their referring optometrist or surgeon 1 week after surgery. Healing is usually complete in 4 weeks and new glasses can be prescribed at that time.

Eye Drops

There are several eye drop options used in cataract surgery today. Your surgeon will recommend a drop regimen that is tailored to you. You will be given detailed instructions on how to use the drops prescribed for you. Some eye drops are available for purchase at GTOC.

Timing of Surgery


Cataract surgery is performed on one eye at a time. If both eyes require surgery, they are typically scheduled 2 weeks apart. This may depend on the patient's and surgeon's schedules.

Complications of Cataract Surgery

Cataract surgery has a very high success rate, but all surgical procedures can have complications. Infection is the most serious complication and can result in severe loss of vision. However, post-op infections are rare. Bleeding, intra-operative IOL problems, post-op swelling and inflammation are other possible complications. More detailed information is provided in the surgical consent form.

Cataract Surgery Summary Points

- The great majority of our cataract surgery patients are very happy with their vision and pleased they decided to have the surgery.
- Cataract surgery is almost always “elective surgery”; that is, you decide when you are ready for surgery.
- The primary goal of cataract surgery is to improve vision by removing the cloudy lens. Frequently patients function without glasses after surgery, however, many still require glasses or contacts to achieve their best vision.
- An intraocular lens (IOL) is placed in the eye at the time of surgery. This IOL is customized to your eye and does not need to be replaced later in life.
- IOLs are available that allow some patients to see without glasses after surgery. Your surgeon will explain your specific IOL options after your pre-operative testing and evaluation.
- Cataract surgery is normally covered by insurance and Medicare. The patient is responsible for any copays and deductibles, which vary significantly depending on your insurance plan. The Femtosecond laser and Advanced Technology intraocular lenses (AT-IOLs) are not covered by Medicare or insurance.



GTOC Cataract Surgeons

All of our surgeons at GTOC are experienced board-certified specialists. Educational requirements include a 4-year undergraduate degree, 4 years of medical school and 4 years residency training in ophthalmology. Many of our physicians have additional sub-specialty or fellowship training beyond their residencies.





Matthew P. Madion, M.D.

B.S.: University of Michigan, Ann Arbor, MI

M.D.: Wayne State University School of Medicine, Detroit, MI

Ophthalmology residency: Kresge Eye Institute, Wayne State University, Detroit, MI

Dr. Madion joined GTOC in 1992. He practices comprehensive Ophthalmology with a surgical focus on cataract and refractive surgery (Lasik). His non-professional interests include downhill skiing, mountain biking and salmon fishing. He and his wife have 3 sons.

Sub-Specialty: Cataract and Refractive Surgery.



Petra von Kulajta, M.D.

B.S.: Northwestern University, Evanston, IL

M.D.: University of Michigan, Ann Arbor, MI

Ophthalmology residency: Ohio State University, Columbus, OH

Cornea fellowship: Wilmer Eye Institute of Johns Hopkins University, Baltimore, MD

Dr. von Kulajta joined GTOC in 2000. Dr. von Kulajta has a busy cataract practice, implanting both standard and specialty intraocular lenses. As a cornea specialist, she treats many patients with dry eyes and also does corneal transplants. Outside of work, she spends time with her husband and 2 active school-age children.

Sub-Specialty: Cornea and Cataract Surgery



Jeffrey N. Wentzloff, M.D.

B.S.: Alma College, Alma, MI

M.D.: Michigan State University College of Human Medicine, East Lansing, MI

Ophthalmology residency:

William Beaumont Hospital, Royal Oak, MI

Glaucoma fellowship: Harvard Medical School, Massachusetts Eye and Ear Infirmary, Boston, MA

Dr. Wentzloff joined GTOC in 2006. In addition to cataract surgery with the option of specialty lens implants, Dr. Wentzloff performs glaucoma surgery including the new iStent micro shunt. Dr. Wentzloff enjoys outdoor activities like cycling, running, and cross country skiing. He and his wife have 4 children.

Sub-Specialty: Glaucoma and Cataract Surgery



J. Ryan McManus, M.D.

B.S.: Michigan State University, East Lansing, MI

M.D.: University of Michigan, Ann Arbor, MI

Ophthalmology residency: Medical University of South Carolina, Charleston, SC

Glaucoma fellowship: University of Virginia, Charlottesville, VA

Dr. McManus joined GTOC in 2013. In addition to his training in general ophthalmology and cataract surgery, Dr. McManus completed a fellowship in glaucoma and is able to provide a full spectrum of medical and surgical glaucoma care to his patients. He and his wife have 4 young children.

Sub-Specialty: Glaucoma and Cataract Surgery

Contact Information for Surgery

Surgery Scheduling

Traverse City

(231) 947-6246

Ask for surgery scheduling

www.gtoc.net

Petoskey (231) 487-2020

Sault Ste. Marie (906) 635-5777

Surgery Facilities

Northwest Michigan Surgery Center

4100 Park Forest Dr

Traverse City, MI 49684

(231) 392-8900 / (877) 392-9800

www.surgerytc.com

Munson Medical Center

1105 6th St

Traverse City, MI 49684

(231) 935-5000 / (800) 468-6766

www.munsonhealthcare.org

War Memorial Hospital

500 Osborn Blvd

Sault Ste. Marie, MI 49783

(906) 635-4460 / www.warmemorialhospital.org



Insurance and Financial Information

Cataract surgery is normally a “covered procedure” with Medicare and most insurance companies. Individual patient responsibilities including co-pays and deductibles vary considerably among insurance plans. Contact your insurance carrier to determine the details of your plan.

Questions?

Call 1-800-968-6612 and ask for Billing



Traverse City

Traverse City Clinic & Northwest Michigan Surgery Center at Copper Ridge



GTOC Traverse City Clinic

929 Business Park Drive
Traverse City, MI 49686

(231) 947-6246
(800) 968-6612


www.gtoc.net

Northwest Michigan Surgery Center at Copper Ridge

4100 Park Forest Drive
Traverse City, MI 49684

(231) 392-8900
(877) 392-9800
www.surgerytc.com

- A** - Grand Traverse Ophthalmology Clinic
- B** - Northwest Michigan Surgery Center
- C** - Munson Manor Hospitality House
- D** - Fairfield Inn & Suites
- E** - Baymont Inn & Suites
- F** - Courtyard by Marriott



Sault Ste. Marie

Sault Ste. Marie Clinic & War Memorial Hospital (Surgery Center)



War Memorial Hospital (Surgery Center)

500 Osborne Blvd
Sault Ste. Marie, MI 49783

(906) 635-4460
www.warmemorialhospital.org

GTOC Sault Ste. Marie Clinic

511 Ashmun Street
Suite 101
Sault Ste. Marie, MI 49783

(906) 635-9802
(800) 824-2711

www.gtoc.net

Petoskey

Petoskey Clinic



GTOC
Petoskey Clinic

2061 M-119
Petoskey, MI 49770

(231) 487-2020
(866) 407-2020

www.gtoc.net

Accommodations for Surgery Patients

Traverse City and Petoskey Patients

Baymont Inn & Suites

2326 US 31 South Traverse City, MI 49684

(231) 933-4454



Courtyard by Marriott

3615 S. Airport Rd W Traverse City, MI 49684

(231) 929-1800



Fairfield Inn & Suites

3701 N Country Drive Traverse City, MI 49684

(231) 922-7900



Be sure to mention you're a surgery patient to get a discount.

Munson Manor Hospitality House

1220 Medical Campus Drive
Traverse City, MI 49684

(231) 935-2300

Munson Manor offers 30 rooms that can accommodate up to 54 people, including two RV pads with connections. It is located behind Munson Medical (corner of Brook Street), **A reservation is advised by calling (231) 935-2300**



Traverse City Transportation Information

Comfort Keepers® Senior Care of Traverse City - (231) 929-9044

Sault Ste. Marie Patients

The Guest House

2049 Ashmun Street

Sault Ste. Marie, MI 49783

(906) 632-3322

Billing and Insurance Questions

Please call (231) 947-6246 or toll free 1-800-968-6612 and ask for the Billing Department. We accept cash, checks, Visa, Master Card, Discover, American Express, Care Credit, and Alphaeon Credit.

General Medical Questions

For any medical questions pertaining to your surgery, please call the office at which your surgery was scheduled. The receptionist will direct your question to the appropriate personnel.

Traverse City: (231) 947-6246 (800) 968-6612

Sault Ste. Marie: (906) 635-9802 (800) 824-2711

Petoskey: (231) 487-2020 (866) 407-2020

For after-hours emergencies, please call Munson Medical Center at 231-935-5000. Ask for your surgeon or the on-call ophthalmologist to be paged.



